




























# Buttons and Gestures iPhone

Copyright © 2020 Jake Jacobs – All rights reserved

- Bulleted items are individual alternatives, not a sequence of steps

Function	Home Button iPhones	Face ID iPhones
Return Home	• Home button	• Swipe up from Home indicator/bottom of screen 
Wake	• Side button • Home button • Raise to Wake	• Side button  • Raise to Wake  • Tap display  • Open leather folio 
Unlock	• Rest finger on Home button • Enter password	• Glance at phone screen then swipe up  • Enter password
Sleep	• Side button	• Side button  • Close leather folio 
Scroll to top of list	• Tap time display at top of screen	• Tap bottom of notch
App Switcher	• Double-tap Home	• Swipe up from Home indicator/bottom of screen and pause mid-screen 
Switch between apps quickly	• Double-tap Home, swipe right for previous apps	• Swipe Home indicator right or left  
Siri	• Hold Home Button • Say “Hey Siri”	• Hold Side button  • Say “Hey Siri” 
Notification Center	• Swipe down from above screen	• Swipe down from the top of screen at the clock or the notch 
Control Center	• Swipe up from below screen	• Swipe down from upper-right corner of screen 
Screenshot	• Press Home and Side buttons simultaneously	• Press volume up and Side buttons simultaneously  
Force restart	• Hold Home and Side buttons simultaneously (mechanical Home button iPhones) • Hold volume down and Side buttons simultaneously (iPhone 7, 8)	• 3 step process: <b>1</b> press and release volume up button; <b>2</b> press and release volume down button; <b>3</b> hold Side button until Apple logo appears   (iPhone SE 2020)
Power off and SOS	• Hold Side button	• Hold Side button and either volume button simultaneously  
SOS; temporarily disable Face ID	• Press Side button five times in lock screen; disables Touch ID	• Press Side button five times in lock screen  x5; disables Face ID
Reachability	• Double-tap (not press) the Home button	• Swipe down on the Home indicator  (or quickly up down   on the Home indicator)
Apple Pay	• Hold finger on Touch ID, hold iPhone near NFC terminal	• Double-press Side button and glance at screen, hold iPhone near NFC terminal  x2
Accessibility	• Triple-press Home button	• Triple-press Side button  x3